

MODEL
VICTORY
TYPE
LED AREA
SERIES
SITE & AREA

ZUMA LIGHTING LLC
325 N LARCHMONT BLVD STE 406, LOS ANGELES, CA 90004
INFO@ZUMALIGHTING.COM • (310) 975-3126 • ZUMALIGHTING.COM

1

4



ORDERING INFORMATION

Model VICTORY
Type LED AREA
Series SITE & AREA



FIXTURE	WATTAGE	EFFICACY	VOLTAGE	CCT	OPTICS	CONFIGURATION / MOUNTING	COLOR	OPTIONS
VIC = Victory LED	Housing Size 1: 40W 75W 100W 120W 145W 180W Housing Size 2: 200W 230W 300W	LE = 145 lm/W HE = 175 lm/W	UNV = 100v-277v HV = 347/480v	3K = 3000K 4K = 4000K 5K = 5000K 57K = 5700K	T2 = Type II T3 = Type III T4 = Type IV T5 = Type V TC = Custom Optical SF = Slip Fitter SPA = Square Pole Arm RPA = Round Pole Arm TRM = Trunnion Mount	Configuration (see pg. 4) C1 = 1 C2A = 2 @ 90° C2B = 2 @ 180° C3A = 3 @ 120° C3B = 3 @ 90° C4 = 4 @ 90° Bracket Types - (see pg. 5 for bracket options) SF = Slip Fitter SPA = Square Pole Arm RPA = Round Pole Arm TRM = Trunnion Mount	DB = Dark Bronze BK = Black GR = Grey CC = Custom S = Surge Protection HS = House side shield	M = Motion Sensor PC = Photocell D = Dimming SPD10KV SPD20KV DS = DIP SWITCH S = Surge Protection HS = House side shield



ZUMA LIGHTING LLC
325 N LARCHMONT BLVD STE 406, LOS ANGELES, CA 90004
INFO@ZUMALIGHTING.COM • (310) 975-3126 • ZUMALIGHTING.COM

2



SPECIFICATIONS

Electrical

LED drivers are mounted to removable tray assembly for ease of maintenance. 120-277V 50/60Hz, 347V 60Hz or 480V 60Hz operation. 480V is compatible for use with 480V systems only. Standard with 0-10V dimming. The LED luminaire is suitable for operation in -40 °C to 50°C ambient environments. For applications with ambient temperatures exceeding 50°C, specify the HA (High Ambient) option. Light Squares are IP66 rated. Greater than 90% lumen maintenance expected at 90,000 hours. Available in standard 1A drive current and optional 600mA, 800mA and 1200mA drive currents (nominal).

- Standard universal voltage (100-240/277Vac) input, 50/60Hz, 347/480V option.
- LED life up to 180,000 hours.
- 0-10V/ PMW/ Timer dimming, 3 Timer modes, Dim-to-Off with standby power ≤ 0.5W.
- Constant current driver, 100-277Vac, 50-60Hz, 347/480V.
- High efficiency driver: up to 93.5% , minimum efficiency 87.5%.
- Input surge protection: 6kV line-line, 10kV line-earth.
- Photocell, PIR sensor, 20KV SPD available.

Finish

Housing finished in super durable TGIC polyester powder coat paint, 2.5 mil nominal thickness for superior protection against fade and wear. Heat sink is powder coated black. Standard housing colors include black, dark bronze, grey, white, or custom color. RAL and custom color matches available.

Certificates and Ratings

- IP65 Outdoor Wet Locations
- IK 10
- Suitable for 3G applications prescribed by ANSI C136.31
- Warranty: 5 years, 10 year optional

Mounting

- 5 different mounting brackets simplify your installation job, making installation to any style of pole quicker and easier.
- Customized pole adapters available for special installation.

Construction & Housing

Extruded aluminum driver enclosure thermally isolated from the fixtures for optimal thermal performance. Heavy-wall, die cast aluminum end caps enclose housing and die-cast aluminum heat sinks. A unique, patent pending interlocking housing and heat sink provides scalability with superior structural rigidity. 3G vibration tested and rated.

- The housing is fabricated from die-cast aluminum alloy.
- Optional tool-free hardware available for ease of entry into electrical chamber.
- Natural air convection design provides cooler operating temperatures.
- Anti-corrosion coating.
- Sleek housing allows for easy cleaning of dust, leaves, and bird droppings.

ZUMA LIGHTING LLC
325 N LARCHMONT BLVD STE 406, LOS ANGELES, CA 90004
INFO@ZUMALIGHTING.COM • (310) 975-3126 • ZUMALIGHTING.COM

4

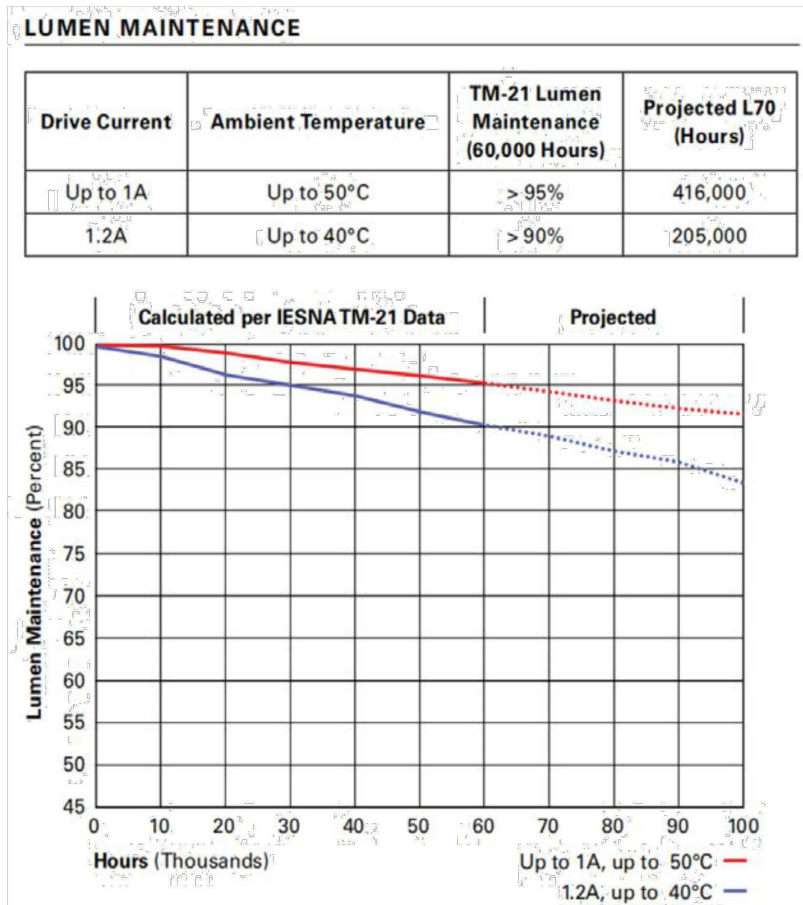
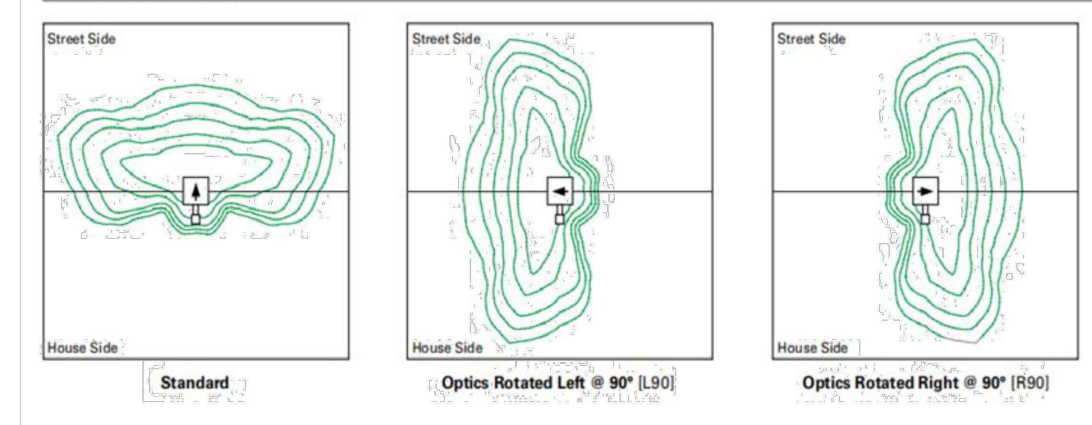


SPECIFICATIONS

Lumen Data

Model	Wattage	Efficacy	Lumens
VIC-75	75W	145 lm/W	10,800lm
VIC-100	100W	145 lm/W	14,000lm
VIC-120	120W	145 lm/W	17,400lm
VIC-145	145W	145 lm/W	21,000lm
VIC-200	200W	145 lm/W	29,000lm
VIC-230	230W	145 lm/W	33,000lm
VIC-300	300W	145 lm/W	43,500lm
VIC-75	75W	175 lm/W	13,500lm
VIC-100	100W	175 lm/W	18,000lm
VIC-120	120W	175 lm/W	21,000lm
VIC-145	145W	175 lm/W	26,000lm
VIC-200	200W	175 lm/W	36,000lm
VIC-230	230W	175 lm/W	41,000lm
VIC-300	300W	175 lm/W	52,500lm

OPTIC ORIENTATION



LUMEN MULTIPLIER

Ambient Temperature	Lumen Multiplier
0°C	1.02
10°C	1.01
25°C	1.00
40°C	0.99
50°C	0.97

ZUMA LIGHTING LLC
325 N LARCHMONT BLVD STE 406, LOS ANGELES, CA 90004
INFO@ZUMALIGHTING.COM • (310) 975-3126 • ZUMALIGHTING.COM

5

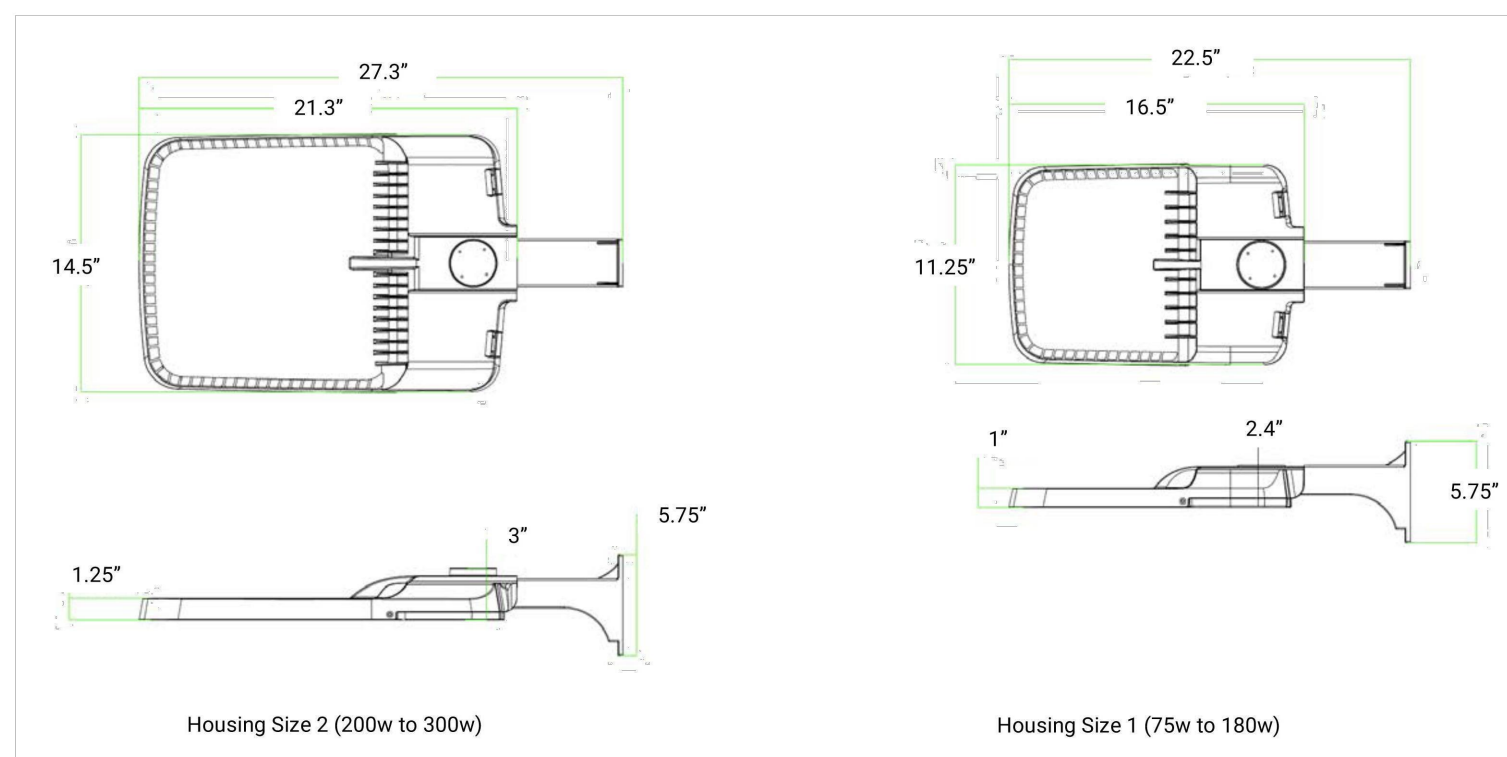


SPECIFICATIONS

Optical System

High-efficiency injection-molded Optics technology. Optics are precisely designed to shape the distribution maximizing efficiency, application spacing and create consistent distributions with the scalability to meet customized application requirements. Offered standard in 5000K (+/- 275K) CCT 70 CRI.

- Field rotation lenses for quick and easy lighting design implementation. Rotate the lens to achieve different light distribution directions.
- Type II, Type III, Type IV, Type V light patterns are available.
- Available in 3000K, 4000K, 5000K, 5700K CCT.
- Efficacy 145lm/W and 175lm/W optional, higher lumen output and precision light pattern ensure more energy saved.
- Dark sky compliant with full cutoff and NO up light.

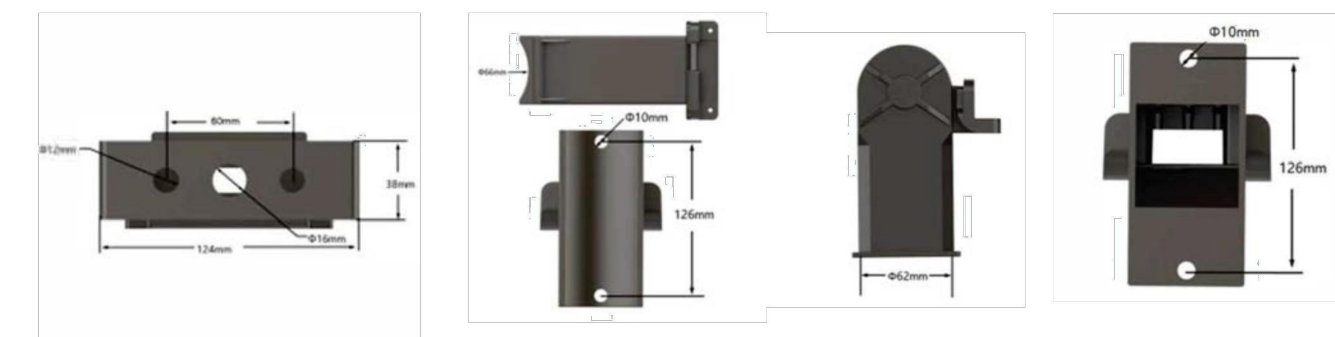
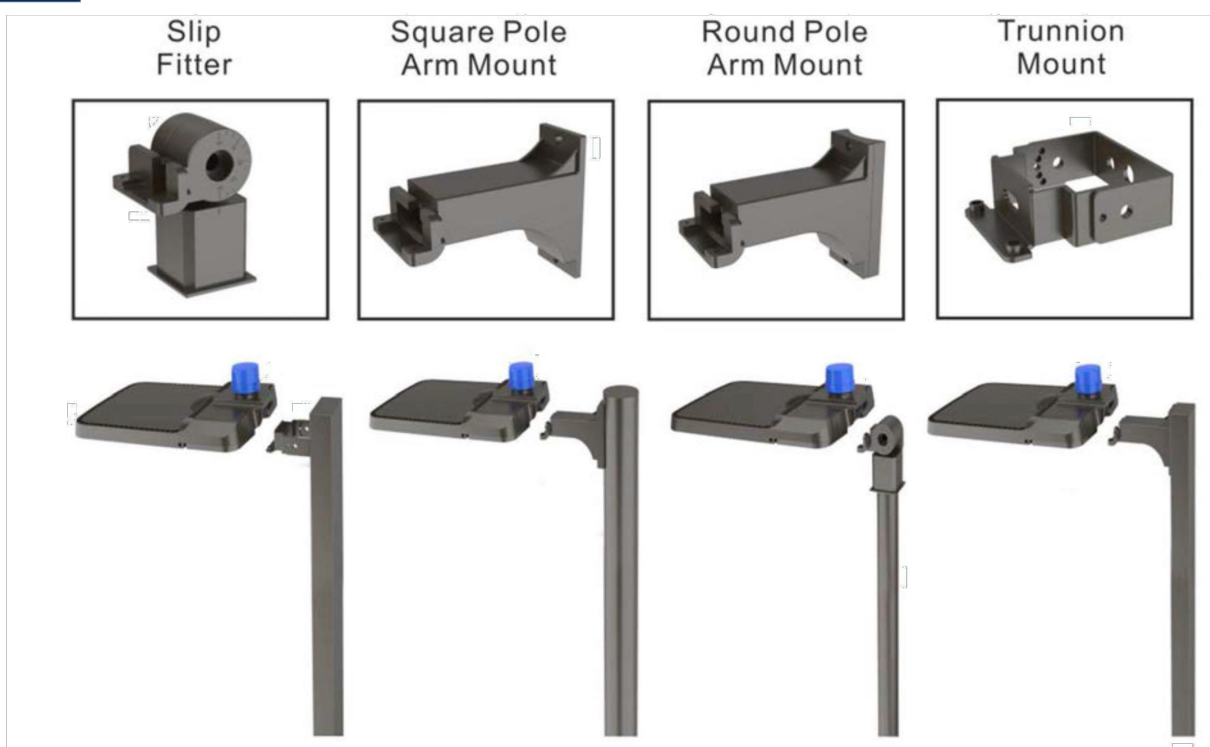


ZUMA LIGHTING LLC
325 N LARCHMONT BLVD STE 406, LOS ANGELES, CA 90004
INFO@ZUMALIGHTING.COM • (310) 975-3126 • ZUMALIGHTING.COM

3



SPECIFICATIONS



Configurations / EPA

Config	1	2 @ 90°	2 @ 180°	3 @ 120°	3 @ 90°	4 @ 90°
EPA	0.7	1.0	1.4	1.5	1.5	1.5

ZUMA LIGHTING LLC
325 N LARCHMONT BLVD STE 406, LOS ANGELES, CA 90004
INFO@ZUMALIGHTING.COM • (310) 975-3126 • ZUMALIGHTING.COM

6

DATE	DESCRIPTION	REV.
		1
		2
		3
		4
		5
		6

IMTIAZ AHMED, P.E.
LICENSED ENGINEER NO. 46102
STATE OF FLORIDA

Digitally signed
by Imtiaz
Ahmed
Date:
2023.01.24
10:16:08 -05'00'

SEAL

NEW 3 UNIT RESIDENCE
1300 N. RIVERSIDE DR
POMPANO BEACH, FLORIDA

ATLANTIC ENGINEERING SERVICES, INC.

2822 WATERS EDGE CIRCLE
GREENACRES, FLORIDA 33413
PHONE - (561) 358-4140
FAX - (561) 966-9242
CERTIFICATE OF AUTHORIZATION NO.: 9390

PROJ. NO. 0001
SCALE: 1"=10'

DES.	DWN.	CHK.